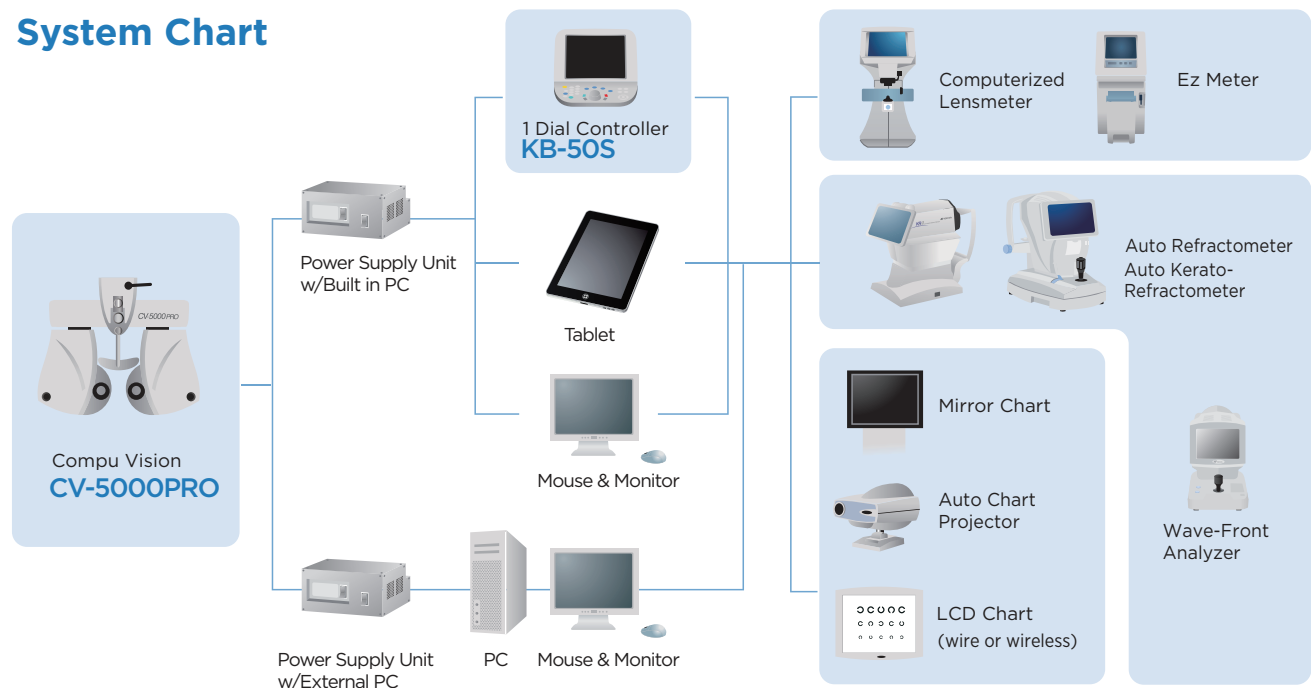


Specifications

Spherical power	Measuring range	+27.00 to -27.00D
	Measuring step	0.25D/1.00D/2.00D/3.00D
Cylinder power	Measuring range	+8.00 to -8.00D
	Measuring step	0.25D/1.00D
Cylinder axis	Measuring range	0 to 180°
	Measuring step	1°/5°/15°
Prism	Measuring range	0 to 20 Δ (all direction)
	Measuring step	0.1 Δ / 0.2 Δ / 0.5 Δ / 1.0 Δ
Pupillary distance	Adjustment range	48 to 80mm
	Adjustment step	0.5mm/1.0mm
Cross cylinder	Jackson Cross cylinder	± 0.25D / ± 0.50D
	Auto Cross cylinder	± 0.25D
Test lens (Aux lens)	Red-Green filter, Polarizing filter (45°/135°), Prism (6 Δ / 10 Δ), Red Maddox (horizontal/vertical), Lens for retinoscopy (+1.5D/+2.0D), Cross cylinder for measuring presbyopia (± 0.50D), Occluding plate, Pinhole, and Cross hairs glass.	
Reference eyeglass wearing distance	12mm, 13.75mm, 16mm, 18mm, 20mm	
Convergence	Near-point distance 40/67cm (Minimum pupillary distance at near-point 40cm convergence : 53mm)	
Forehead rest adjustment range	15mm	
Dimensions and weight	Measuring head(Non-arm mounted type)	294-328mm (W) x 115mm (D) x 261mm (H) 4.0kg
	Measuring head(Arm-mounted type)	294-328mm (W) x 115mm (D) x 324mm (H) 4.6kg
	Power Supply Unit W/External PC	276mm (W) x 197mm (D) x 117mm (H) 2.7kg
	Power Supply Unit W/Built-in PC	276mm (W) x 197mm (D) x 117mm (H) 3.9kg
	1Dial Controller	300mm (W) x 250mm (D) (MAX) x 200mm (H) (MAX) 2.3kg

System Chart



* Not available in all countries, please check with your distributor for availability in your country
 * Subject to change in design and/or specifications without advanced notice.

IMPORTANT In order to obtain the best results with this instrument, please be sure to review all user instructions prior to operation.



TOPCON CORPORATION
 75-1 Hasunuma-cho, Itabashi-ku, Tokyo 174-8580, Japan. Phone:+81-(0)3-3558-2522/2502 Fax:+81-(0)3-3965-6898 www.topcon.co.jp

TOPCON MEDICAL SYSTEMS, INC.
 111 Bauer Drive, Oakland, NJ 07436, U.S.A.
 Phone:+1-201-599-5100 Fax:+1-201-599-5250 www.topconmedical.com

TOPCON CANADA INC.
 110 Provencher Avenue, Boisbriand, QC J7G 1N1 CANADA
 Phone:+1-450-430-7771 Fax:+1-450-430-6457 www.topcon.ca

TOPCON EUROPE MEDICAL B.V.
 Esseebaan 11, 2908 LJ Capelle a/d IJssel, P.O.Box145,
 2900 AC Capelle a/d IJssel, THE NETHERLANDS
 Phone:+31-(0)10-4585077 Fax:+31-(0)10-4585045
 E-mail: medical@topcon.eu; www.topcon-medical.eu

ITALY OFFICE
 Viale dell'Industria 60, 20037 Paderno Dugnano, (Milano), ITALY
 Phone:+39-02-9186671 Fax:+39-02-91081091 E-mail: info@topcon.it; www.topcon.it

DANMARK OFFICE
 Præstemarkvej 25, 4000 Roskilde, DANMARK
 Phone:+45-46-327500 Fax:+45-46-327555
 E-mail: topcon@topcondanmark.dk www.topcondanmark.dk

IRELAND OFFICE
 Unit 276, Blanchardstown, Corporate Park 2 Ballycoolin Dublin 15, IRELAND
 Phone:+353-1897900 Fax:+353-1829395 E-mail: medical@topcon.ie; www.topcon.ie

TOPCON S.A.R.L.
 BAT A1 3 route de la rovette 93206 SAINT DENIS CEDEX
 Phone:+33-1-49-21-23-23 Fax:+33-1-49-21-23-24 E-mail:topcon@topcon.fr; www.topcon.fr

TOPCON DEUTSCHLAND MEDICAL G.m.b.H.
 Hans-Martin-Schleyer Strasse 41, D-47877 Willich, GERMANY
 Phone:+49-(0)2154-8850 Fax:+49-(0)2154-885177 E-mail:med@topcon.de; www.topcon.de

TOPCON SCANDINAVIA A.B.
 Neogatan 2, P.O.Box 25, 43151 Mölndal, SWEDEN
 Phone:+46-(0)31-7109200 Fax:+46-(0)31-7109249 E-mail:medical@topcon.se; www.topcon.se

TOPCON ESPAÑA S.A.
 HEAD OFFICE
 Frederic Mompou 4 Esc. A Bajos 3, 08960 Sant Just Desvern Barcelona, SPAIN
 Phone:+34-93-4734057 Fax:+34-93-4733932 E-mail: med@topcon.es; www.topcon.es

TOPCON (GREAT BRITAIN) LTD.
 Topcon House, Kennet Side, Bone Lane, Newbury, Berkshire RG4 5PX United Kingdom
 Phone:+44-(0)1635-531100 Fax:+44-(0)1635-531170 E-mail:medical@topcon.co.uk; www.topcon.co.uk

TOPCON POLSKA Sp. z o.o.
 ul. Warszawska 23, 42-470 Siewierz, POLAND
 Phone:+48-(0)32-6705045 Fax:+48-(0)32-6713405 www.topcon-polska.pl

TOPCON SINGAPORE MEDICAL PTE. LTD.
 1 JALAN KILANG TIMOR #09-01 PACIFIC TECH CENTRE SINGAPORE 159303
 Phone:+65-68706006 Fax:+65-67736550
 E-mail:medical_sales@topcon.com.sg www.topcon.com.sg

REPRESENTATIVE OFFICE IN INDONESIA
 Level 38, Tower A, Kota Kasablanka unit GH-04, Jl. Casablanca, Kav 88, Jakarta, Indonesia 12870
 Phone:+62-21-2963-8004

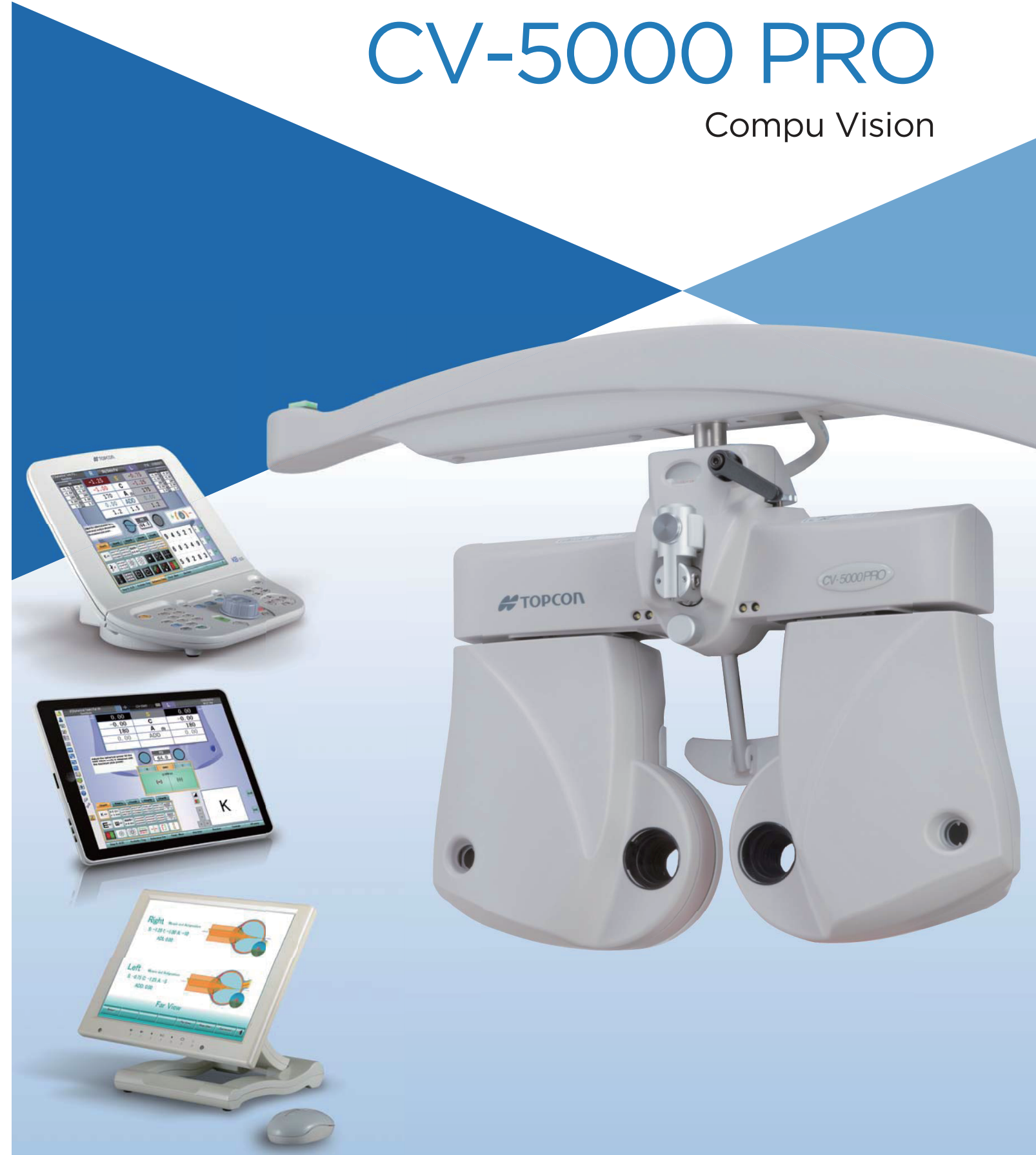
TOPCON INSTRUMENTS (MALAYSIA) SDN.BHD.
 No. D1, (Ground Floor), Jalan Excella 2, Off Jalan Ampang Putra,
 Taman Ampang Hill, 53100 Kuala Lumpur, MALAYSIA
 Phone:+60-(0)3-42709866 Fax:+60-(0)3-42709766

TOPCON INSTRUMENTS (THAILAND) CO.,LTD.
 77/162 Sinnsathorn Tower, 37th Floor, Krungthorn Rd., Klongtonnai,
 Klongsam, Bangkok 10600, THAILAND
 Phone:+66(0)2-440-1152-7 Fax:+66-(0)2-440-1158

Mehra Eyetech Private Limited
 801 B Wing, Lotus Corporate Park, Graham Firth Steel Compound Goregaon (East)
 Mumbai 400065 Maharashtra, INDIA
 Phone:+91-22-61285455 www.mehraeyetech.in

CV-5000 PRO

Compu Vision



YOUR VISION. OUR FOCUS.

Comfort and Efficiency in a Compact System


CV-5000PRO allows for comfort and efficiency in your refraction. Easy understandable layouts and various programs to support a smooth operation, offers free stress refractions for operators and patients. A quick operation with various controllers and wide connectivity with other devices supports efficient workflow. Comfort and Efficient operations creates better communication with patients, for more satisfaction of refraction results.



CV-5000PRO Feature


Topcon's Smart Cross System

Topcon's original system, Smart Cross offers a smooth operation for cylinder test. Seeing the different values on flapping, a patient is able to pick up easily which one they can better distinguish.



Color display for cross cylinder

CV-5000PRO displays the chart in a red or green circle, during cross cylinder tests. A patient quickly mentions their choice, and it enables accurate refraction results.



Compact, Open and Contemporary Design

The open and compact design allows perfect interaction with your patient. The operator is able to monitor the patient's expression during the refraction.



High Speed Lens Disc Rotation

Efficient lens disc rotation reduces ocular stress as well as confusion for patients. The total refraction time is reduced significantly.



Range of control solutions to suit your practice

CV-5000PRO is available with a range of control options, allowing you to tailor the solution to meet your needs and optimize workflow in your practice.



Control Options

KB-50S

The KB-50S is a dedicated controller for the CV-5000PRO vision tester. This controller enables easy and intuitive operations of the CV-5000PRO. For quick and easy operation, the buttons are ergonomically placed around a central dial control. A large 10.4" color LCD touch screen monitor also provides a range of options.



Tablet*

The wireless tablet option offers a flexible operation within the refraction room; the system can be operated from any location in the room, and control of the refraction system can be combined with other useful clinical tablet applications to optimize patient care. The tablet enables intuitive operation through the touching and swiping of the screen. An operator enables position any location during the refraction, and also use other application software on the same tablet for better consulting.



Operating software on the integrated PC*

Instead of the KB-50S as a controller, software on an integrated CV-5000PRO system PC allows control simply by connecting a mouse and LCD monitor. The user interface normally displayed on a KB-50S is viewed on the LCD monitor.



Operating software on external PC*

A unique feature in this market is the ability to control the CV-5000PRO vision tester through your own Personal Computer, enabling you to use other software simultaneously.

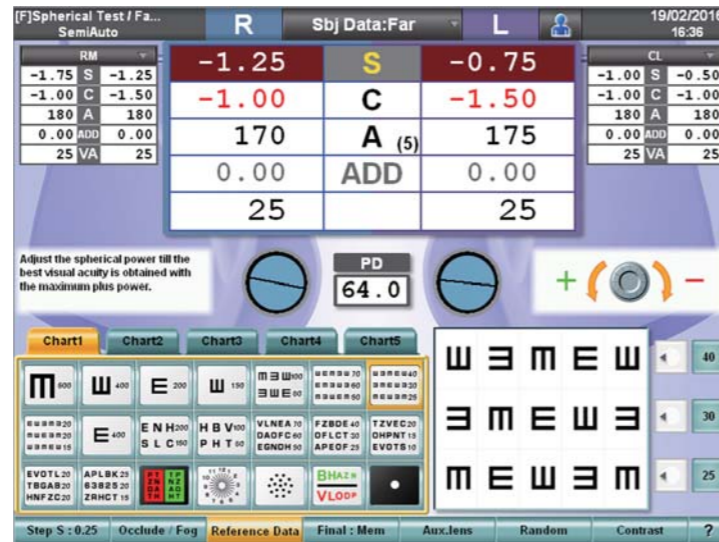
* Not available in all countries, please check with your distributor for availability in your country.
*Please check with your distributor about available type of tablet and PC.

Easy to Use

Examination Support Features


Intuitive Layout

The newly redesigned interface is flexible and easy to use. All relevant data can be viewed at a glance. The layout can be modified to suit the users needs.



Dial Navigation Function (KB-50S)

The user can select to use the dial navigation function, allowing precise control over the sphere, cylinder or prism power in response to the patient's answers. The ultimate in comfort and ease of use.



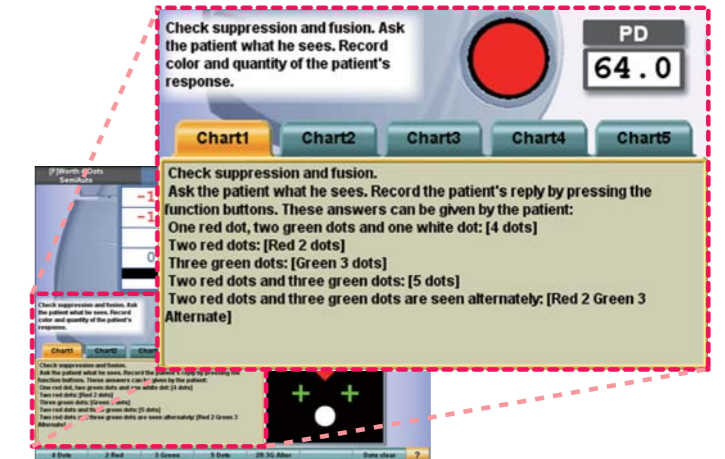
Personalized Chart Pages

A wide range of test chart options are laid out on five tab pages, accessed via the touch panel. This includes the conventional charts used by the Topcon chart projectors. The layout of the pages can be defined by the user, allowing rapid access to favoured charts.



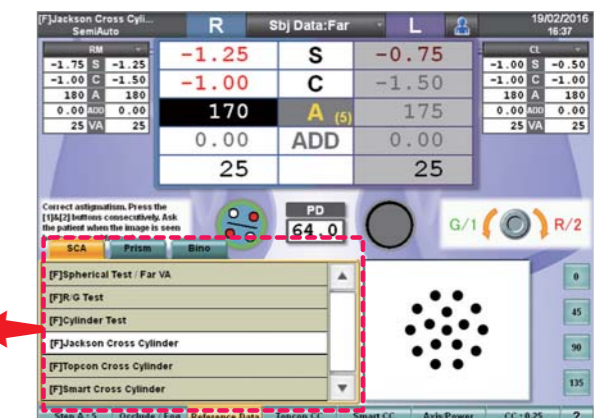
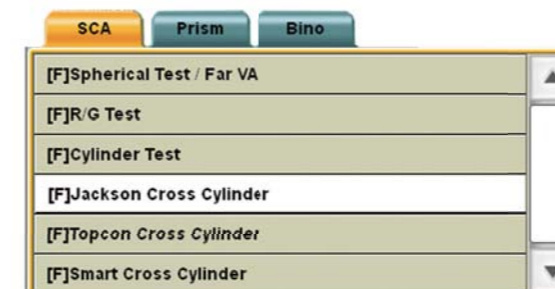
Multiple "HELP" Function

At the touch of a button the HELP display is activated. HELP provides useful information on the selected test. A simplified (short text) or an advanced (longer text) HELP display can be selected.



Pre defined examinations

The KB-50S provides pre defined examinations to correct the spherical, cylindrical refraction as well as phoria tests and binocular function tests.



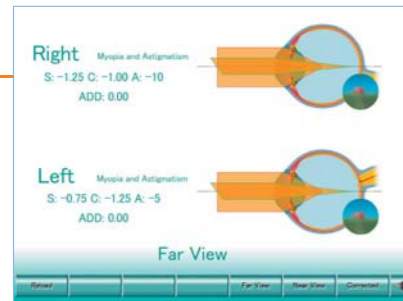
Other Specification

Data Import & Export Functions

Range of illustrations for better communication with patients

CV-5000PRO provides a range of illustrations to help explain progressive lenses, accommodation, and refractive status. Communication with easy understandable animation supports patient's understanding of the examination results.

Myopia / Hyopia



Progressive Lens



Accommodation




Tilting Function for Near Vision Tests

To provide a natural reading position during the near tests, the CV-5000PRO head can be tilted. The tilting angle can be fixed with in a wide range.



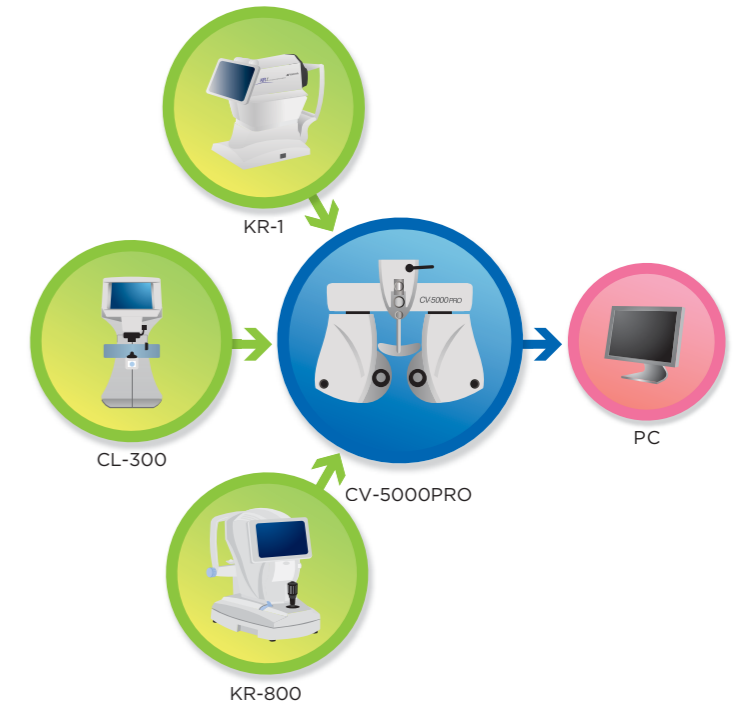
Near vision LED Illumination

LED illumination from the CV-5000PRO vision tester provides bright illumination of the near test chart. The use of external illumination is no longer required.



Easy Operation by networking

CV-5000PRO is able to receive refraction data from other Topcon instruments, such as refractometers and lensmeters, so that an operator is able to log this data rapidly on to the control monitor at the start of an examination. Automatic data transfer avoids mistakes associated with manual typing and makes the routine more efficient. An efficient workflow has benefits both for your patients and your practice.



Integration in IMAGEnet series/ other software

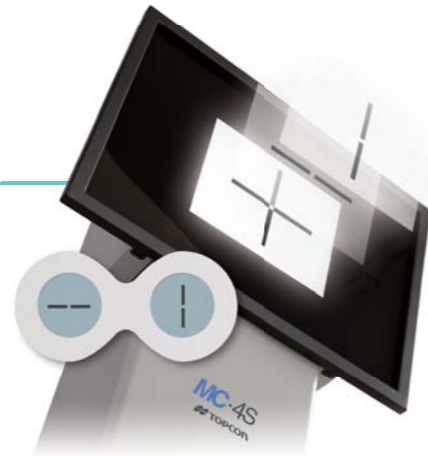
The CV-5000PRO software integrates with the IMAGEnet system*. Subjective, objective and lensmeter data can be transferred from the CV-5000PRO system to the IMAGEnet system and assigned to a patient. The CV-5000PRO enables also the export of data to other software within the practice.

* IMAGEnet Software is optional



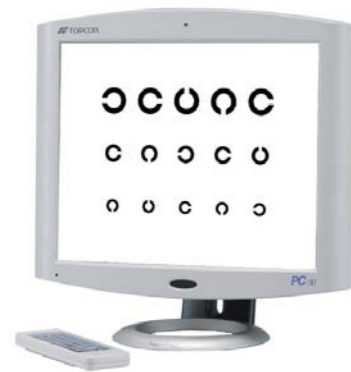
MC-4S Mirror Chart

- » Space-saving
- » Liquid crystal polarization
- » High resolution
- » 3D Contents
- » Smooth Operation
- » Active Charts



PC-50S/ PC-50SB Pixel Chart

- » Comprehensive Range of Optotypes
- » True Visual Acuity Testing System
- » The Variety of Chart, Image and Movie
- » Minimal Design
- » Active Charts



ACP-8 Auto Chart Projector

- » Easy to Use
- » Easy Setup and Maintenance
- » Program Settings
- » Connectivity with CV-500PRO
- » Tilt function



CL-300 Computerized Lensmeter

- » LCD Touch Panel
- » Compact Slim Body
- » Automatic Mono- & Multi-focal Detection
- » UV Transmittance Measurement
- » Green Measurement Light Beam



KR-800 series Auto Kerato-Refractometer

(KR-800 / KR-800A / KR-800S)

- » Auto Kerato-Refractometer with objective and subjective testing (KR-800S)
- » 3D Auto Alignment function allows quicker and easier measurement (KR-800A)
- » Smooth operation
- » 8.5 inch wide touchscreen control panel
- » Compact designed body
- » Easy set-up with a LAN network

KR-1 Auto Kerato-Refractometer

- » Simple and Quick Operation
- » Easy-to-Use Color Touchscreen Control Panel
- » Flexible and Space Saving Layout
- » New Compact and Ergonomic Design
- » Reliable Measurement



TRK-2P Auto Kerato-Refracto Tonometer

- » Refractometer, Keratometer, Non-Contact Tonometer and Pachometer in one single instrument
- » Fully automated
- » Rotating touch screen control panel
- » Compact and modern design
- » Easy manual alignment with new control lever accessory



LU-1
Control lever